

Installing on Android (for users in China)


Overview

Since Google Play is not available in China and CrisisGo is not available in the Chinese app market, CrisisGo can only be used in China by manually downloading and installing the Android APK installer.

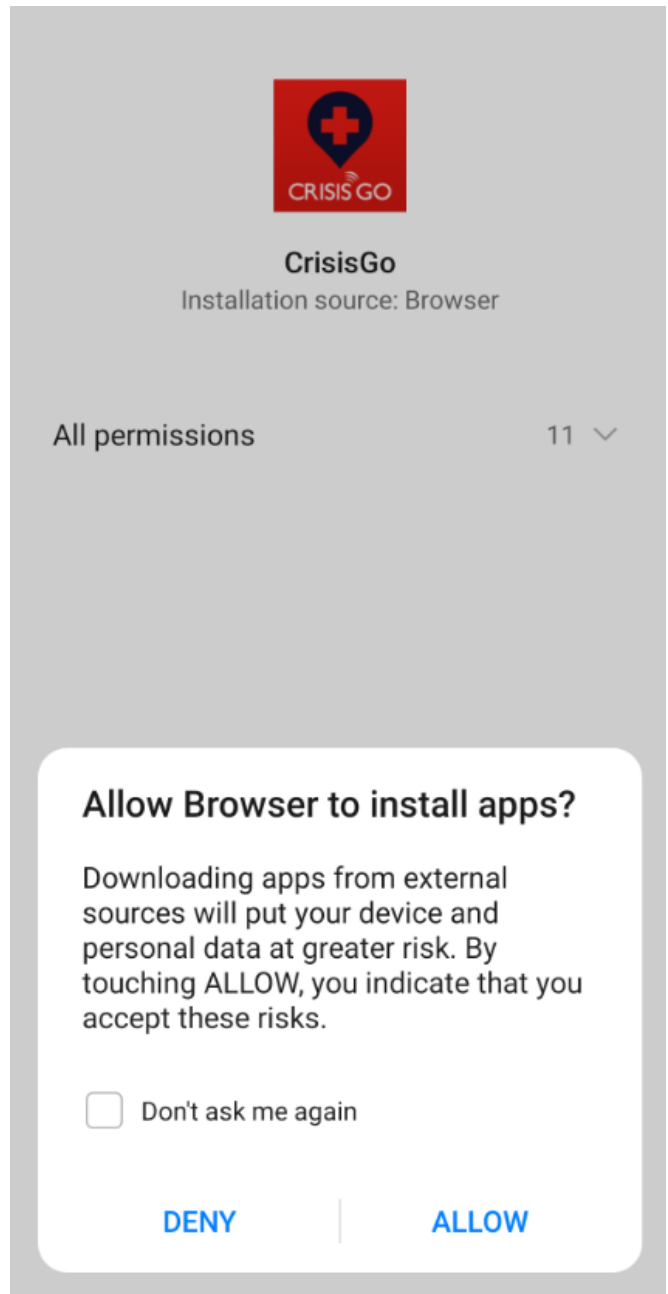
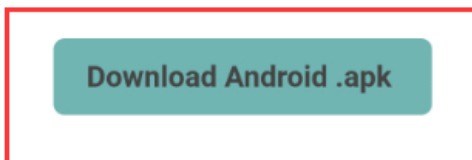
Installation Guide

1. Download the CrisisGo Android app (.apk)

Use your favorite browser to visit this website <https://info.crisisgo.com/android-apk-download> directly from your Android device. Click **Download Android (.apk)** to start the download. Wait for the browser to finish the downloading process. It will then prompt you to allow the browser to install apps from non-market (external) sources. If you have never installed external APK files before, choose **ALLOW**.

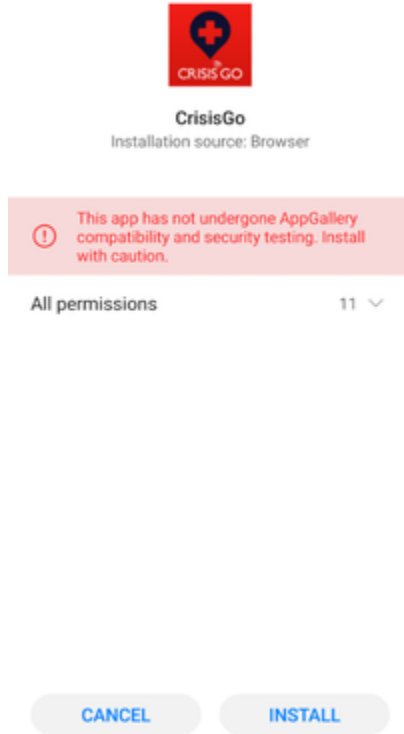


If you are unable to access Google Play to download CrisisGo for Android, you should download the APK file below. Please make sure that your device is set to allow apps from non-market sources before downloading.



2. Install the CrisisGo Android app

Once you have allowed the browser to install the app, it will take you to the installation progress shown below (if not, please see **Troubleshooting**). You will receive an alert that warns this application (CrisisGo) is not from the local app market and is not safe. You can safely ignore this alert because this warning is a common practice when installing any non-market (external) apps. Just click **INSTALL** and then click **NEXT** in the next step(s). After a few seconds, CrisisGo will be ready to use.



Troubleshooting


1. The browser did not prompt automatically after download

As the **Installation Guide** said, the browser should prompt "Allow Browser to install apps?" automatically after the APK is downloaded. If it does not, please follow the instructions below.

1. Check the download progress to ensure it is finished.
2. Open the downloaded APK file manually from your browser. It should now work.
3. If it still won't work, check the installation permission of your browser and make sure that "Allow app installs" is enabled. Then, follow the Installation Guide again.

← ×


WLAN


 [Install certificates](#) >

APPS

 [Apps](#) >

SECURITY

 [Install from storage](#) >
[Install certificates from storage](#)

 [Install apps from external sources](#) >

STORAGE

 [Installation packages](#) >

← **Install apps from external sources**

 **Browser** 
Version 11.0.7.303

Allow app installs 

Using apps from unknown sources will leave your device and personal data more vulnerable to security threats.